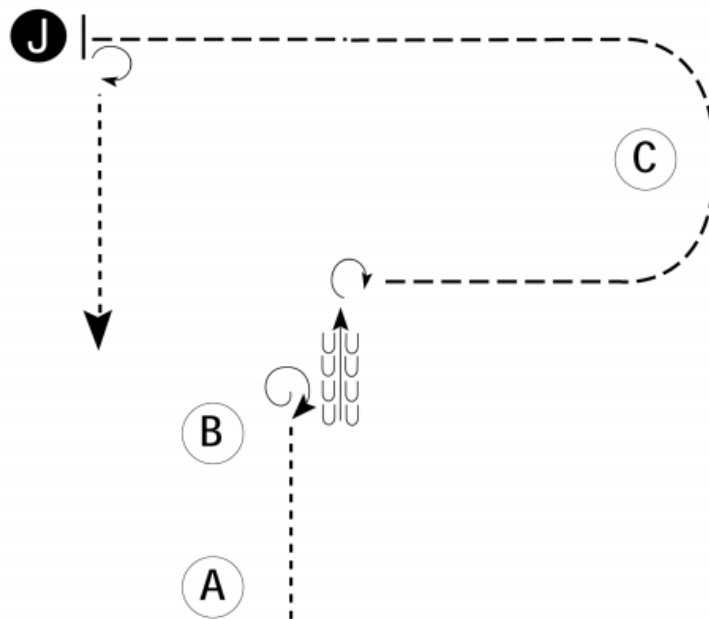




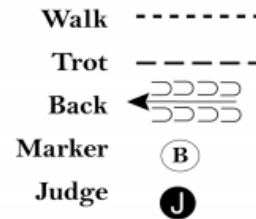
PtHA of NYS June 1st & 2nd Lots of Spots Show

Western AND English Showmanship (Youth, Amateur & Open All Breed)



Be ready at A.

1. Walk to B.
2. Perform a 540 degree turn.
3. Back approximately one horse length.
4. Perform a 270 degree turn.
5. Trot around C and to judge.
6. Stop and set up for inspection.
7. When dismissed, perform a 270 degree turn.
8. Walk straight away from judge.



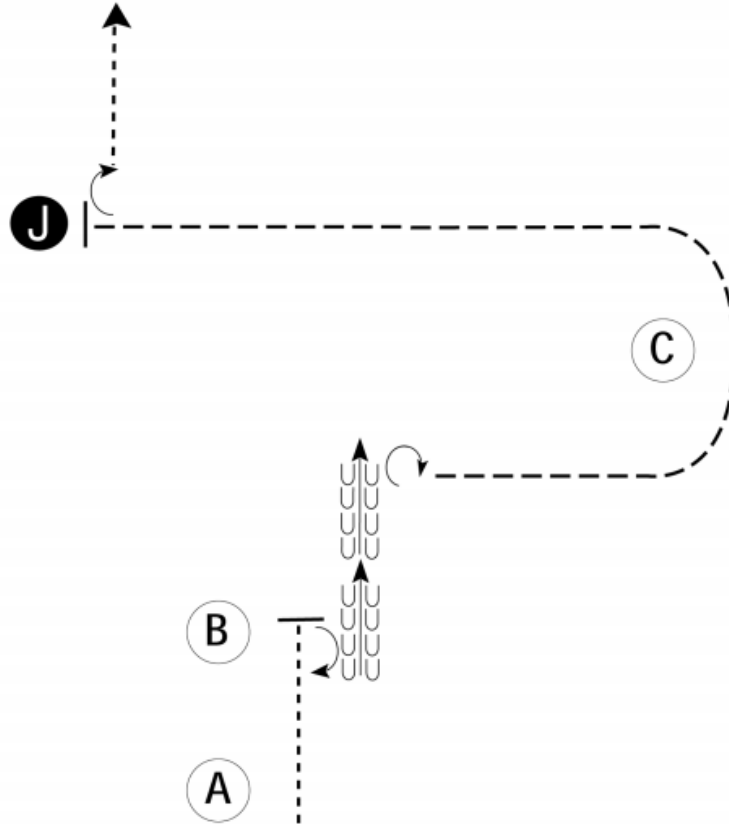
Follow the instructions of your ring steward.

Pattern Provided by:
Manita McKool-DeFoor



PtHA of NYS June 1st & 2nd Lots of Spots Show

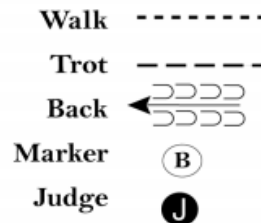
Showmanship *NOVICE Amateur & NOVICE Youth* (English or Western)



Be ready at A.

1. Walk to B.
2. Perform a 180 degree turn.
3. Back approximately one horse length.
4. Perform a 270 degree turn.
5. Trot around C and to judge.
6. Stop and set up for inspection.
7. When dismissed, perform a 90 degree turn.
8. Walk straight away from judge.

Follow the instructions of your ring steward.

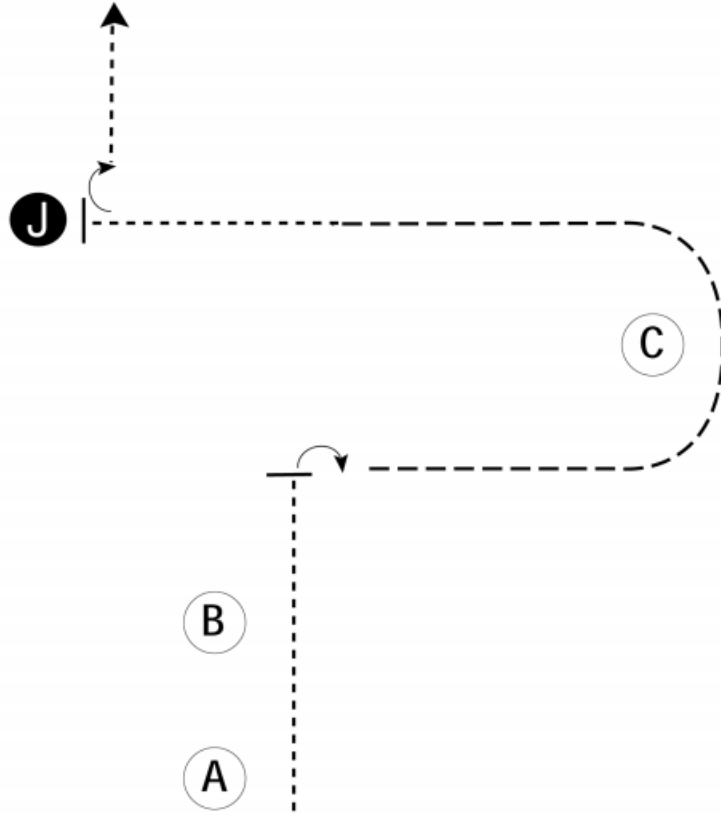


Pattern Provided by:
Manita McKool-DeFoor



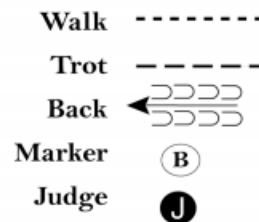
PtHA of NYS June 1st & 2nd Lots of Spots Show

SHOWMANSHIP- ALL WALK TROT & Open All Breed Walk Trot



Be ready at A.

1. Walk approximately one horse length past B.
2. Stop and perform a 90 degree turn.
3. Trot around C and toward judge.
4. When halfway to judge, break to a walk.
5. Walk to judge. Stop and set up for inspection.
6. When dismissed, perform a 90 degree turn.
7. Walk straight away from judge.



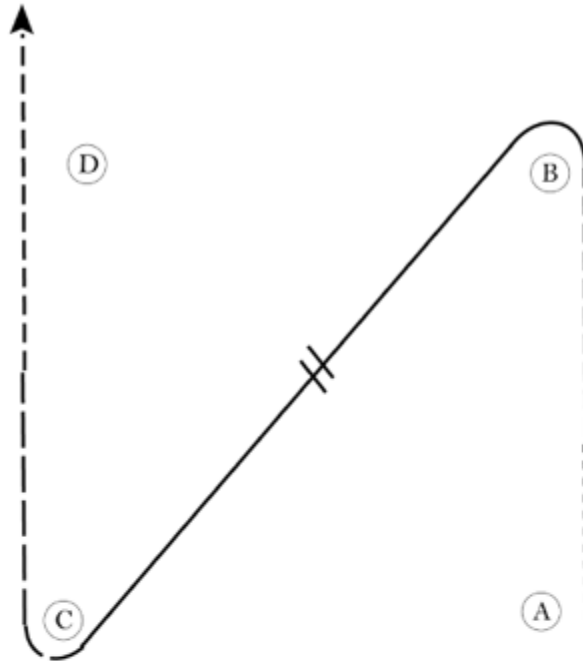
Follow the instructions of your ring steward.

Pattern Provided by:
Manita McKool-DeFoor



PtHA of NYS June 1st & 2nd Lots of Spots Show

Hunt Seat Equitation – Youth, Amateur & Open All Breed

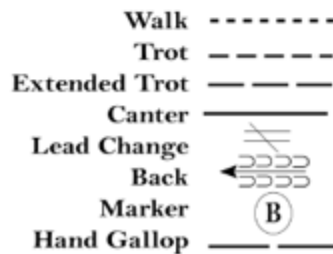


Be ready at A.

1. Walk approximately two horse lengths from A.
2. Trot on the right diagonal to B.
3. At B, canter left lead around B to middle.
4. Simple lead change at middle.
5. Canter right lead to C.
6. Hand gallop around C and halfway to D.
7. Trot on the left diagonal to D.

Pattern is complete once you pass D at the trot.

Follow the directions of your ring steward.



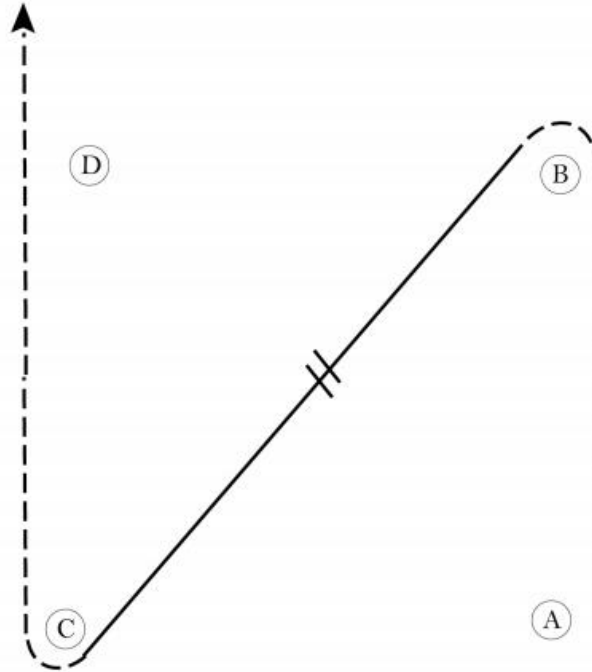
Pattern Provided by:

Manita McKool-DeFoor



PtHA of NYS June 1st & 2nd Lots of Spots Show

Hunt Seat Equitation – *NOVICE Youth & NOVICE Amateur*

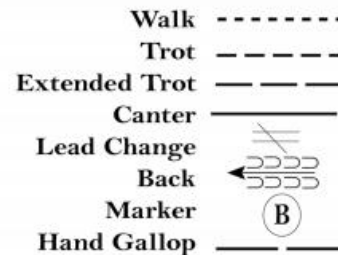


Be ready at A.

1. Walk approximately two horse lengths from A.
2. Trot on the right diagonal to and around B.
3. At B, canter left lead to middle.
4. Simple lead change at middle.
5. Canter right lead to C.
6. Trot around C and to D on the left diagonal.

Pattern is complete once you pass D at the trot.

Follow the directions of your ring steward.

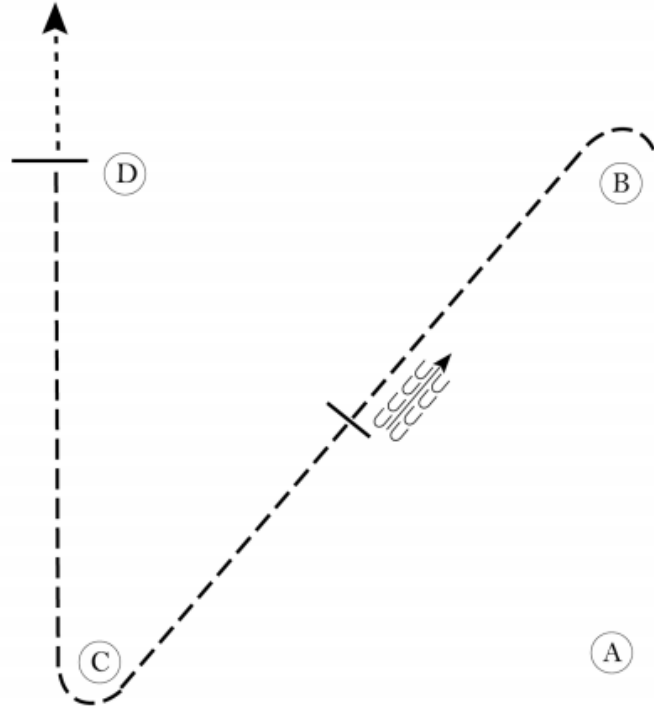


Pattern Provided by:
Manita McKool-DeFoor



PtHA of NYS June 1st & 2nd Lots of Spots Show

Hunt Seat Equitation – ALL WALK TROT & Open All Breed Walk Trot



Be ready at A.

1. Walk approximately two horse lengths from A.
2. Sitting trot to B.
3. At B, posting trot around B to middle.
4. Stop at middle and back one horse length.
5. Sitting trot to C.
6. At C, posting trot around C to D.
7. Stop at D.
8. Exit at a walk.

Follow the directions of your ring steward.

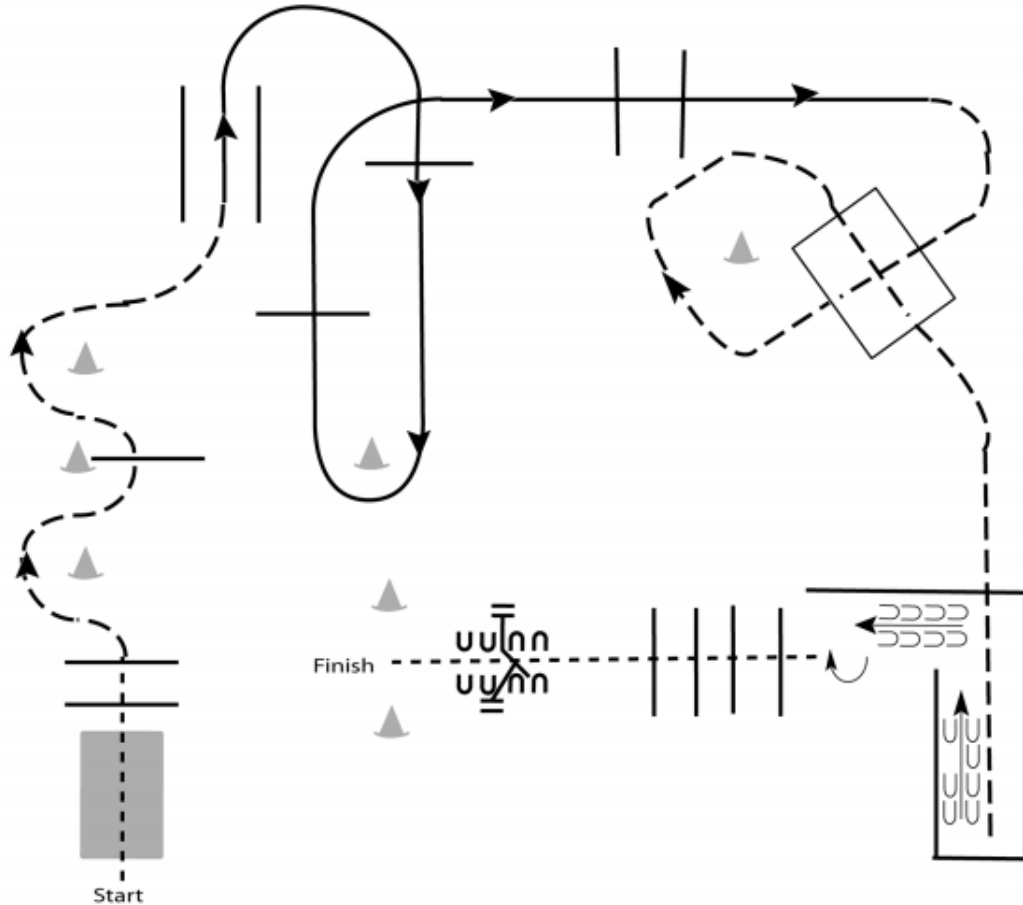
Walk	-----
Trot	- - - - -
Extended Trot	- - - - -
Canter	—————
Lead Change	↘ ↙
Back	← ← ← ← ←
Marker	(B)
Hand Gallop	—————

Pattern Provided by:
Manita McKool-DeFoor



PtHA of NYS June 1st & 2nd Lots of Spots Show

TRAIL- Youth, Amateur, Open & Novice



Begin at Start.

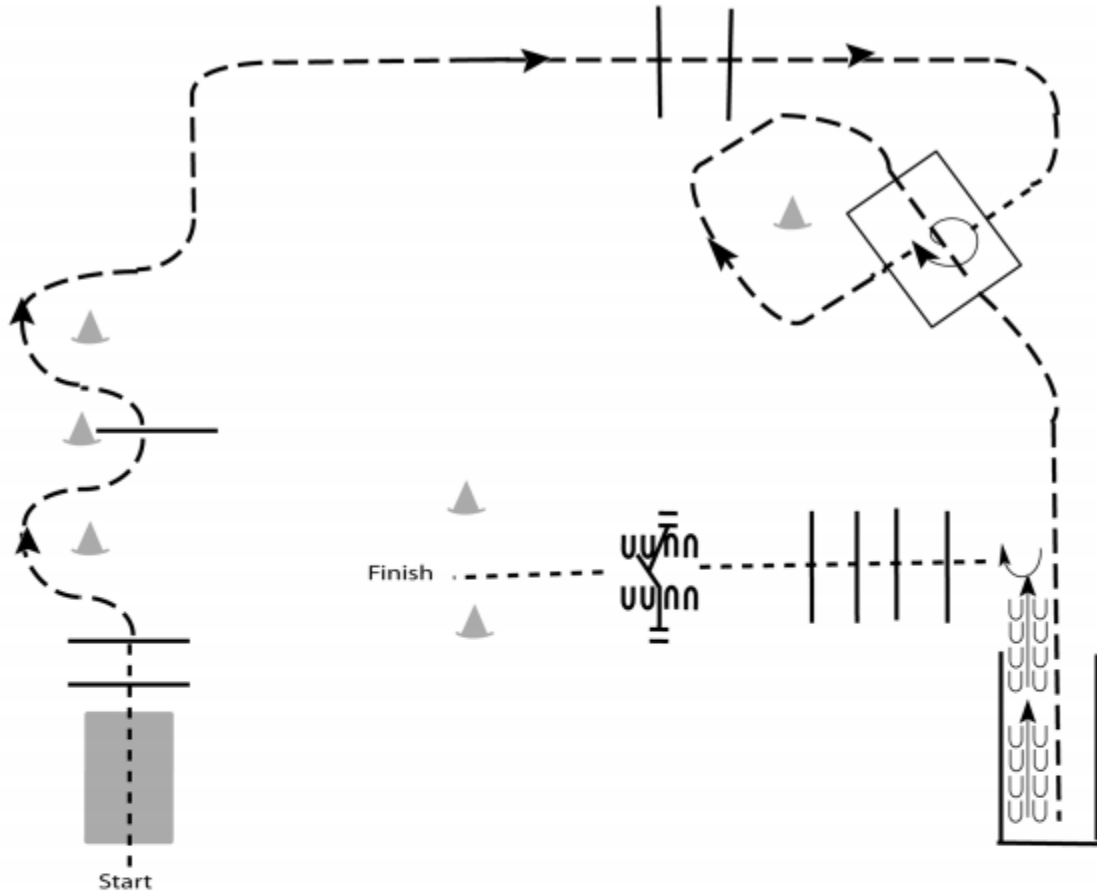
1. Walk over bridge and over poles.
2. Jog through serpentine and over pole.
3. Lope on the right lead over poles.
4. Jog through box and into chute.
5. Back the L.
6. Turn 180 degrees and walk over elevated poles.
7. Work gate with left hand.

Walk	-----
Jog	-----
Extended Jog	-----
Lope	-----
Leg Yield	
Lead Change	↘
Back	← 3333 3333
Marker	ⓑ
Sidepass	←-----→



PtHA of NYS June 1st & 2nd Lots of Spots Show

TRAIL- ALL WALK TROT, Open All Breed Walk Trot & Yearling in Hand



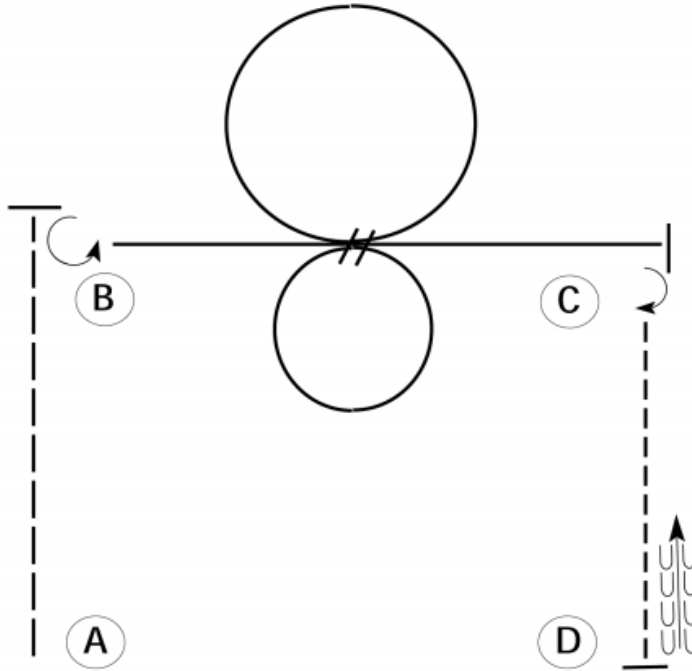
1. Walk over bridge and over poles.
2. Jog through serpentine and over pole.
3. Continue to jog over poles.
4. Break to a walk and walk into box. Turn a full turn to the right and walk out of box.
5. Jog through box and into chute
6. Back out of chute
7. Turn 90 degrees and walk over poles to gate
8. Work gate and walk to finish

Walk	-----
Jog	-----
Extended Jog	-----
Lope	-----
Leg Yield	
Lead Change	---/---
Back	←←←←
Marker	Ⓚ
Sidepass	←←←←



PtHA of NYS June 1st & 2nd Lots of Spots Show

Horsemanship- Youth, Amateur & Open All Breed



Be ready at A.

1. Extended trot from A past B.
2. Stop past B and perform a 270 degree turn to the left.
3. Lope on the right lead halfway to C.
4. Perform a small, slow circle to the right.
5. Change leads and perform a large, fast circle to the left.
6. Continue to lope past C and stop.
7. Perform a 1/4 turn to the right.
8. Jog to D.
9. Stop and back approximately one horse length.

Follow the instructions of your ring steward.

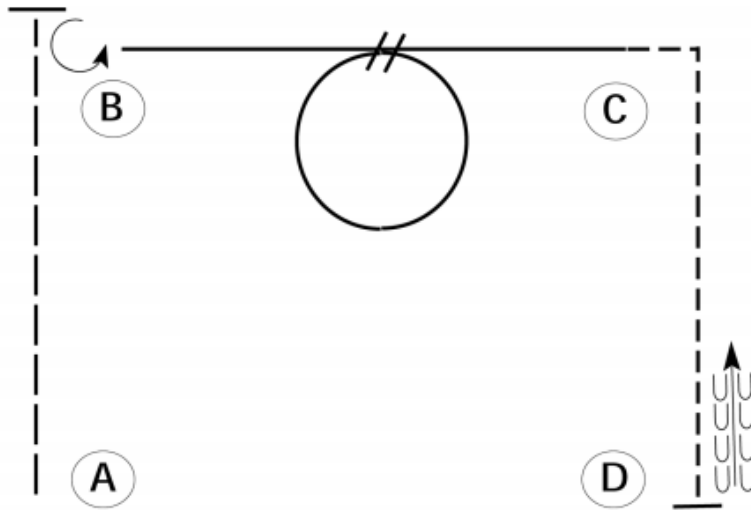
Walk	-----
Jog	-----
Extended Jog	-----
Lope	-----
Lead Change	
Back	
Marker	(B)

Pattern Provided by:
Manita McKool-DeFoor



PtHA of NYS June 1st & 2nd Lots of Spots Show

Horsemanship- *NOVICE Youth & NOVICE Amateur*



Be ready at A.

1. Extended trot from A past B.
2. Stop past B and perform a 270 degree turn to the left.
3. Lope on the left lead halfway to C.
4. Perform a simple lead change and lope a circle to the right.
5. Continue to lope to C.
6. At C, break to a jog and jog to D.
7. Stop and back approximately one horse length.

Follow the instructions of your ring steward.

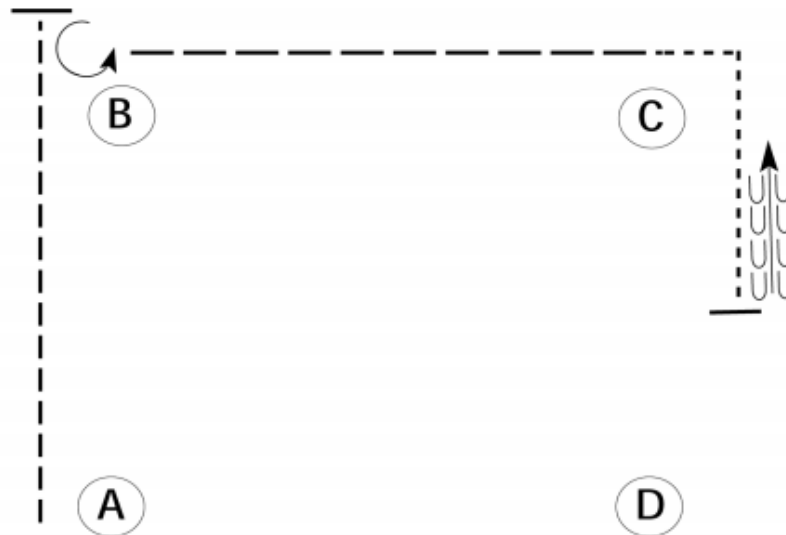
Walk	-----
Jog	-----
Extended Jog	-----
Lope	-----
Lead Change	
Back	
Marker	

Pattern Provided by:
Manita McKool-DeFoor



PtHA of NYS June 1st & 2nd Lots of Spots Show

Horsemanship- ALL WALK TROT & Open All Breed Walk Trot



Be ready at A.

1. Jog from A past B.
2. Stop past B and perform a 270 degree turn to the left.
3. Extended jog to C.
4. Break to a walk and walk around C and halfway to D.
5. Stop and back approximately one horse length.

Follow the instructions of your ring steward.

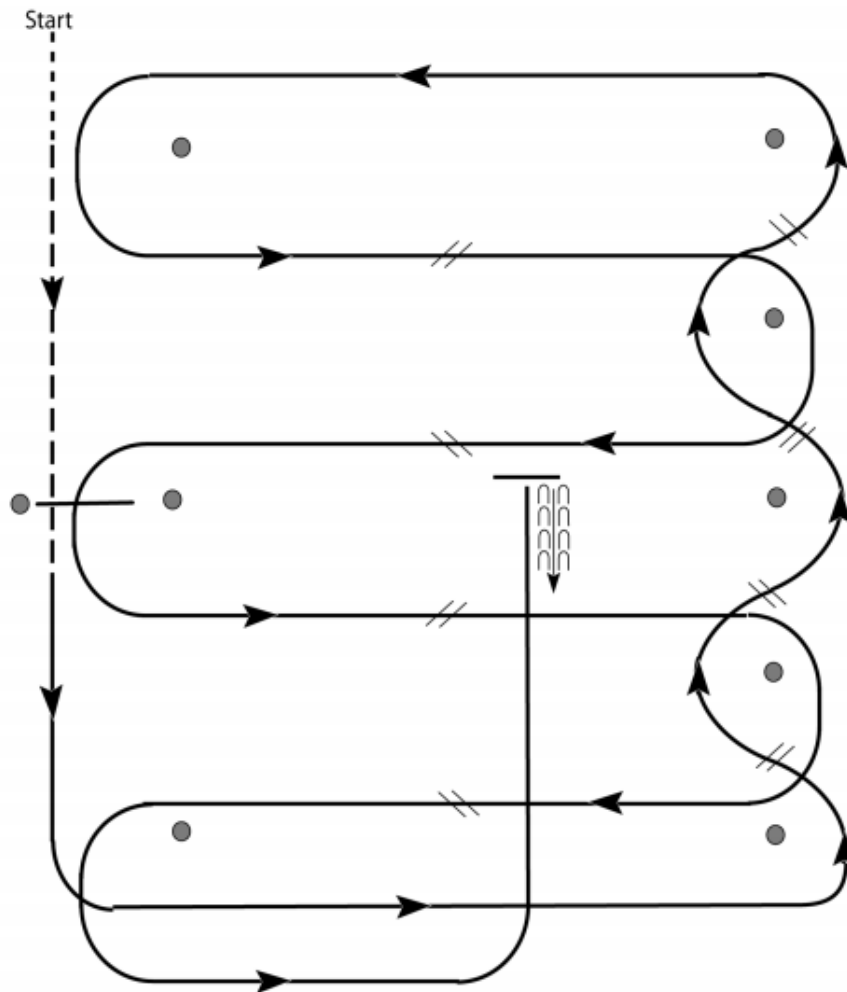
Walk	-----
Jog	-----
Extended Jog	-----
Lope	—————
Lead Change	
Back	
Marker	

Pattern Provided by:
Manita McKool-DeFoor



PtHA of NYS June 1st & 2nd Lots of Spots Show

WESTERN RIDING- ALL

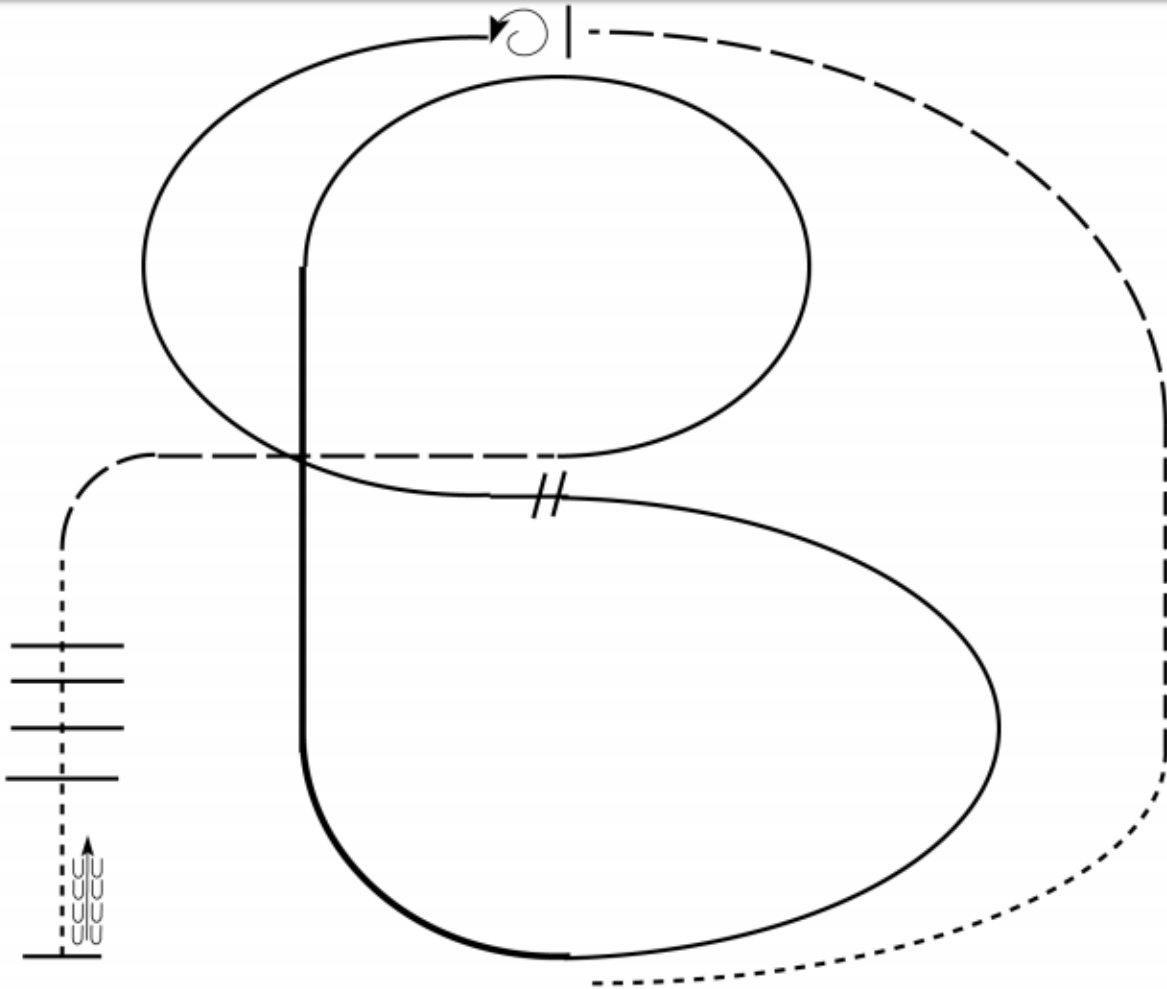


1. Walk and jog over log.
2. Transition to lope and lope around end.
3. First line change.
4. Second line change.
5. Third line change.
6. Fourth line change and lope around the end of the arena.
7. First crossing change.
8. Second crossing change.
9. Lope over log.
10. Third crossing change.
11. Fourth crossing change.
12. Lope up the center, stop and back.



PtHA of NYS June 1st & 2nd Lots of Spots Show

RANCH RIDING- ALL



1. Walk
2. Trot
3. Extend the trot, at the top of the arena, stop
4. 360 degree turn to the left
5. Left lead 1/2 circle, lope to the center
6. Change leads (simple or flying)
7. Right lead 1/2 circle
8. Extended lope up the long side of arena (right lead)
9. Collect back to a lope around the top of the arena and back to center
10. Break down to an extended trot
11. Walk over poles.
12. Stop and back

Walk	-----
Jog	-----
Extended Jog	-----
Lope	-----
Lead Change	
Back	
Marker	