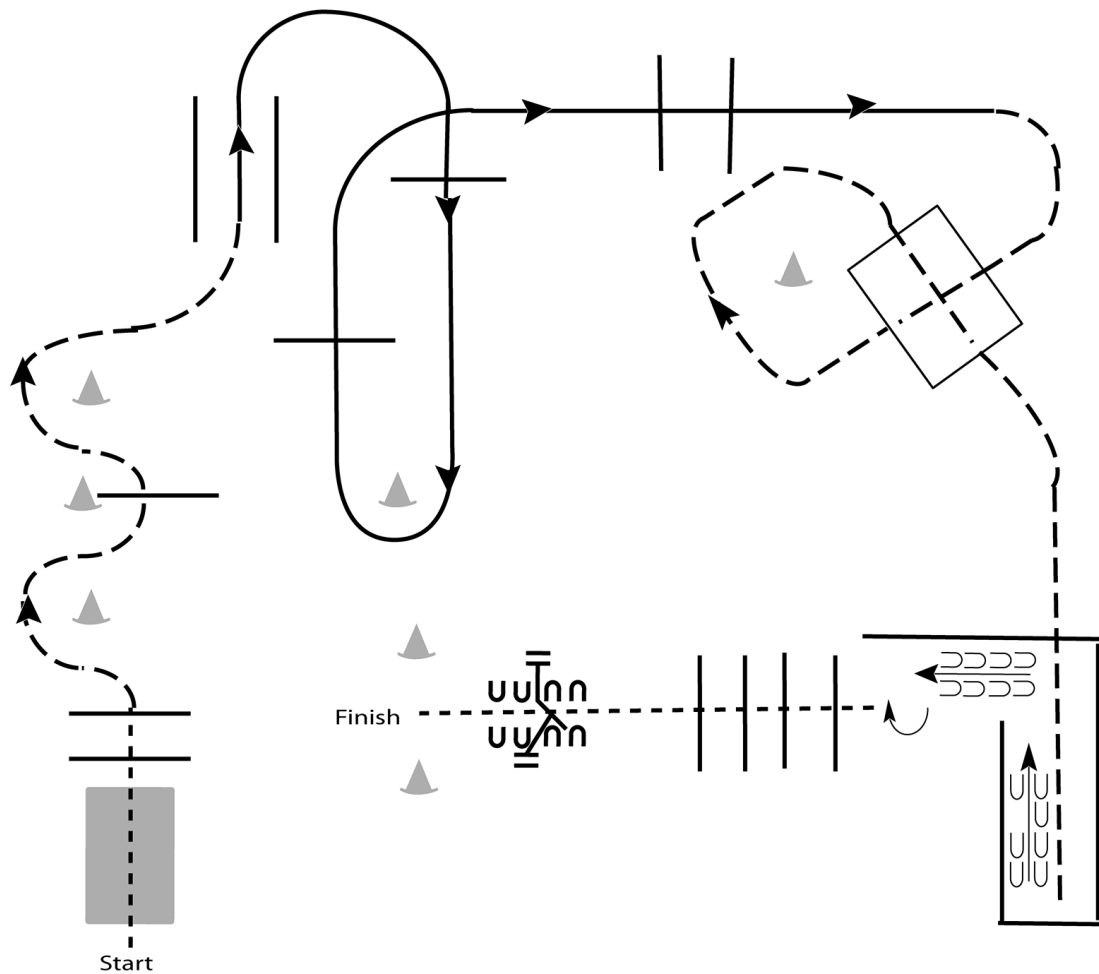


# color collaboration

## Yth, Am and Open Trail

Show Date: 09/07/2019



Begin at Start.

1. Walk over bridge and over poles.
2. Jog through serpentine and over pole.
3. Lope on the right lead over poles.
4. Jog through box and into chute.
5. Back the L.
6. Turn 180 degrees and walk over elevated poles.
7. Work gate with left hand.

<b>Walk</b>	-----
<b>Jog</b>	- - - - -
<b>Extended Jog</b>	- - - - -
<b>Lope</b>	—————
<b>Leg Yield</b>	
<b>Lead Change</b>	— / —
<b>Back</b>	← ← ← ← ←
<b>Marker</b>	Ⓚ
<b>Sidepass</b>	← — — — — →

[T/2-7]

**Pattern Provided by:**  
*Show Management*

www.HorseShowPatterns.com

www.HorseShowPatterns.com

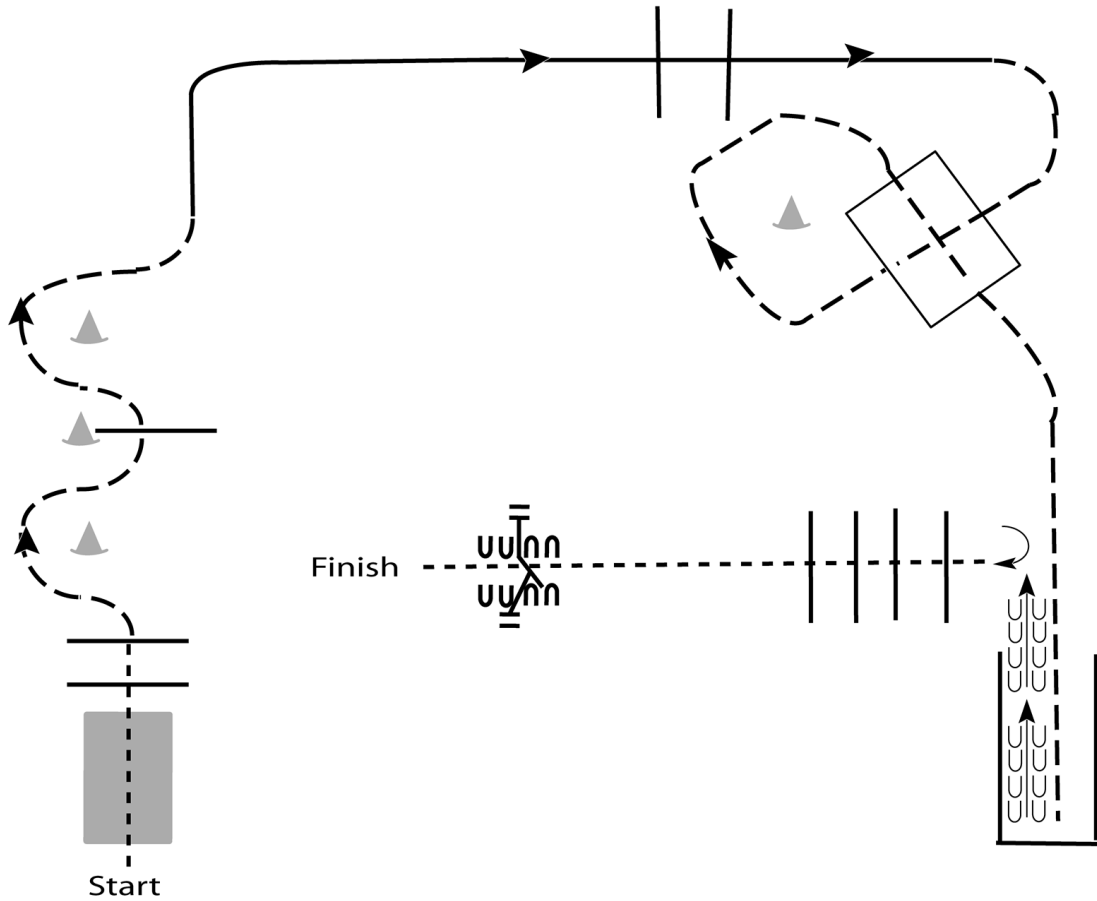
# color collaboration

## Green, All Novice and All Breed Trail

Show Date: 09/07/2019

www.HorseShowPatterns.com

www.HorseShowPatterns.com



Be ready at start.

1. Walk over bridge and over poles.
2. Jog through serpentine and over pole.
3. Lope on the right lead over poles.
4. Jog through box and into chute.
5. Back out of chute.
6. Turn 90 degrees and walk over elevated poles.
7. Work gate with left hand.

Walk	-----
Jog	-----
Extended Jog	-----
Lope	—————
Leg Yield	
Lead Change	—/—
Back	←←←←←
Marker	Ⓚ
Sidepass	←-----→

[T/1-6]

Pattern Provided by:  
*Show Management*

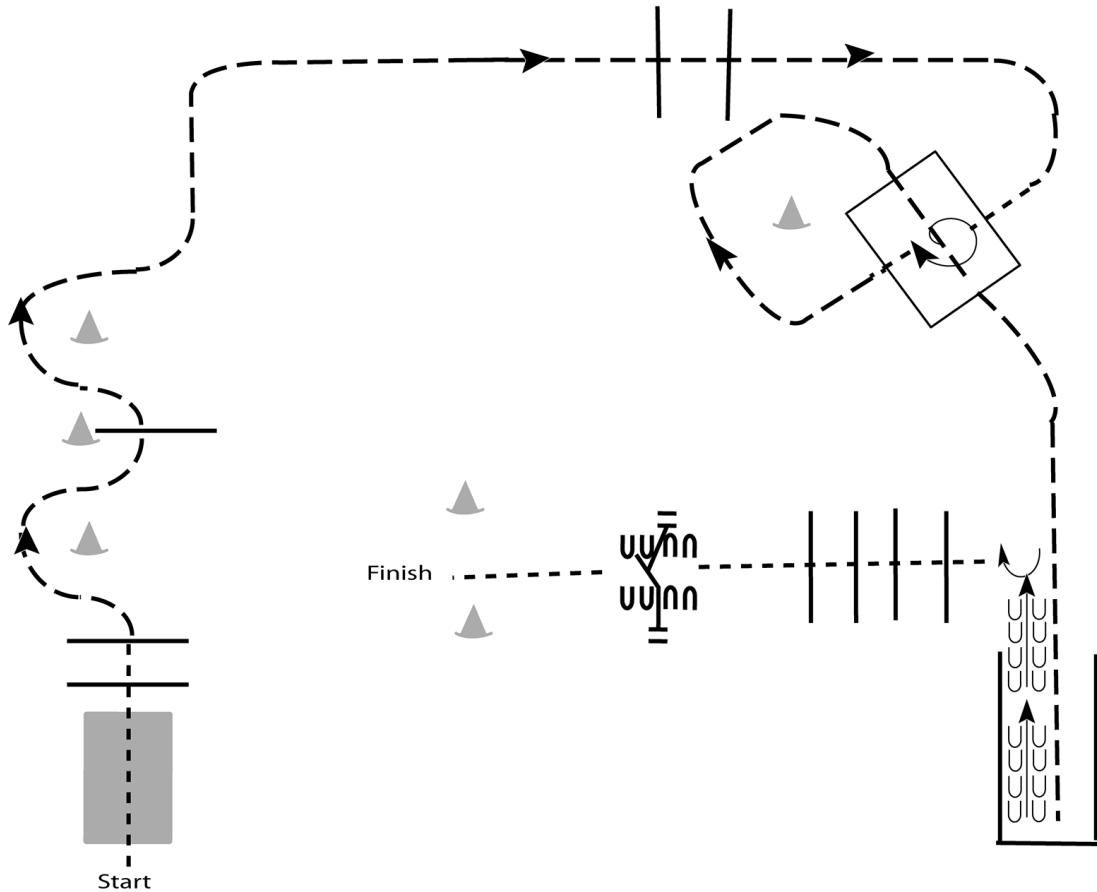
# color collaboration

## All Walk Trot and All In Hand Trail

Show Date: 09/07/2019

www.HorseShowPatterns.com

www.HorseShowPatterns.com



1. Walk over bridge and over poles.
2. Jog through serpentine and over pole.
3. Continue to jog over poles.
4. Break to a walk and walk into box. Turn a full turn to the right and walk out of box.
5. Jog through box and into chute
6. Back out of chute
7. Turn 90 degrees and walk over poles to gate
8. Work gate and walk to finish

<b>Walk</b>	-----
<b>Jog</b>	-----
<b>Extended Jog</b>	-----
<b>Lope</b>	—————
<b>Leg Yield</b>	
<b>Lead Change</b>	—/—
<b>Back</b>	←←←←
<b>Marker</b>	Ⓚ
<b>Sidepass</b>	←-----→

[T/1-6]

**Pattern Provided by:**  
*Show Management*